



NIPPERS HANDBOOK

SEASON 2023 / 2024

Contents

Welcome to season 2023-2024.....	3
WBSLSC Nippers location 2023.....	4
Age groups.....	5
Key dates 2023/2024	6
Work roster	7
Membership	11
Skills evaluations.....	12
Saturday nipper sessions	14
Lost property	18
Parental involvement and support.....	19
Communication	21
Keeping nippers safe.....	22
Age group leadership teams.....	23
Nippers Surf Education Program.....	25
Coaching.....	26
Competition and carnivals	28
End of Season Awards.....	32
Club Equipment.....	35
Member safety	37
Safeguarding children	37
Safety signals – Nippers.....	39
Continuous improvement	40
Club board and management team	40
Useful links.....	42

Welcome to season 2023-2024

At our season launch, I discussed the three tiers of what I think it means to be a West Beach Surf Life Saving Club Nipper, and what our program is all about:

- Surf education
- Surf sports
- Community

On reflection I think I probably should have led with community – because it's the space we occupy in supporting our community, promoting a sense of belonging and connectedness, and promoting our member's wellbeing that resonates with me the most.

This coming season brings with it some exciting opportunities. Firstly, we are welcoming 20 new members who are joining us as part of the Parnggi Yaluwar Porlar program, aimed at providing surf education to Aboriginal young people between the ages of 7-12 years old. We are partnering with Surf Life Saving SA, the Tjindu Foundation and Immanuel iSwim in this program. I'm excited by both the opportunity to welcome these families to our club and improve and grow our cultural awareness as an organisation.

Our second opportunity this season is to build on our success at the Junior State Championships, where we were runner-up State Champions last year. A fabulous effort from all our members, and speaks not only to our surf sports skills, but also our sportsmanship and child safety compliance.

We have a new program this season, which will provide further development in surf sports, and a pathway for developing our coaches.

Finally, and with a huge sense of achievement, we will be moving into our beautiful new home. It's a fantastic reward for our members who – thankfully! – stuck with us through a very challenging operation model last year.

Nippers isn't one of those activities where parents and carers drop kids off and pick them up at the end of a session, it's about becoming an active part of a community – we are all volunteers at West Beach SLSC, and we all do it because we are passionate about our community.

If you are new to our club or considering joining us – we can't wait to welcome you.

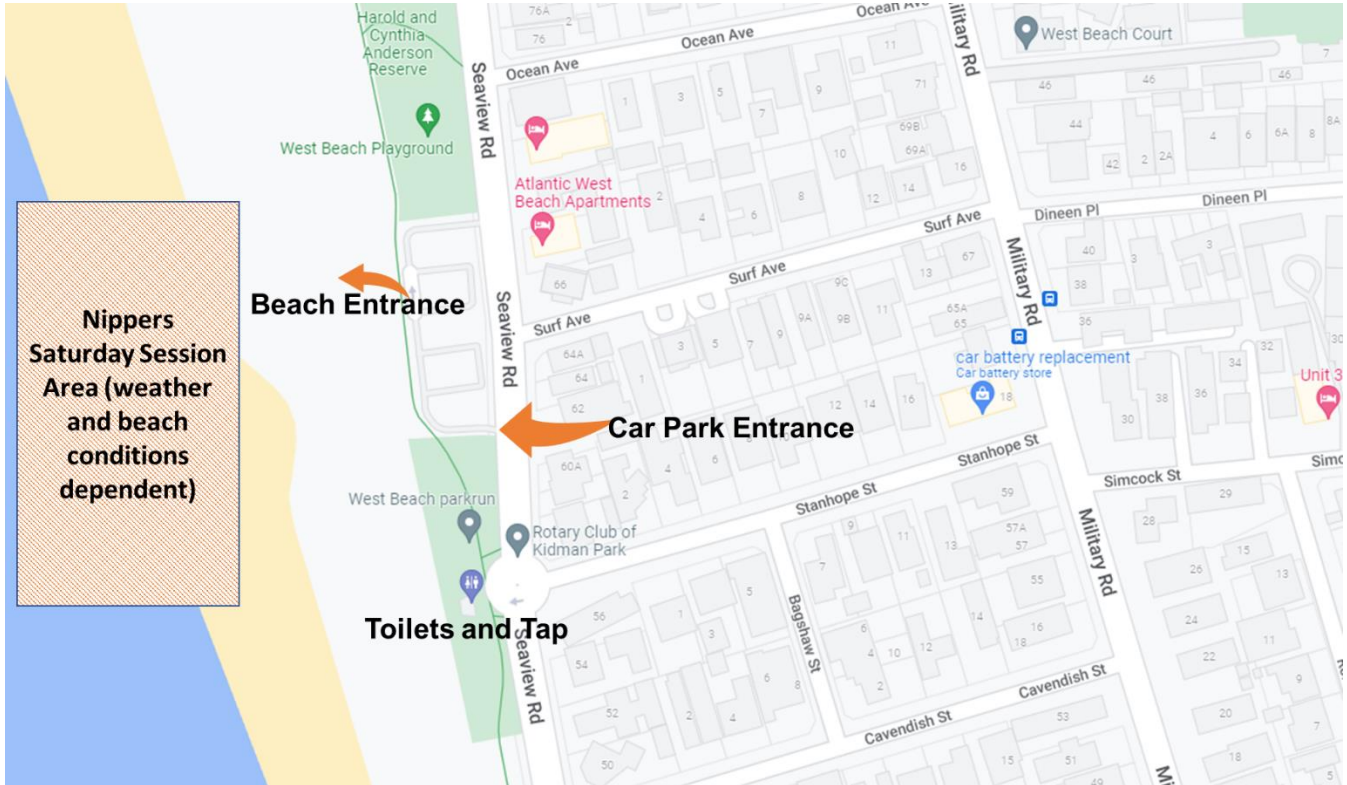
#upwesties

Sarah Kemp
Director Junior and Youth Development
West Beach Surf Lifesaving club
youth@westbeachslsc.com.au

WBSLSC Nippers Location 2023

While our new club facilities are being built, unless otherwise notified, all sessions will run from **the Surf Avenue entrance** (Look for West Beach flags).

Our BBQ Trailer will be at this entrance also. Public toilets and a tap are located around 100m south of the car park.



Age groups

Nippers are placed in an age group that is determined by the child's age as at 30 September each year.

All children are required to participate in their relevant age group – unless there is a recognized disability that would be better supported in another age group. In this instance an exemption should be requested from the Director of Junior and Youth Development.

At WBSLC each age group is allocated a different colour cap to wear to weekend training sessions. This is useful in helping AGM's to identify who is in their group.

Each age group has a parent liaison officer who is your first point of contact for information, queries and general updates on what is happening across the program.

In addition to having fun on and off the beach, each group works towards the Surf Life Saving Australia (SLSA), Age Group Certificate. You can find out more about these certificates in this handbook.

Nippers need to be in the group where their birthday falls – this gives them a chance to make new friends. If they have friends in other age groups, they can socialise before and after club activities.

Children who are not 5 on or before 30 September will be able to participate in any surf babies programs that the club runs over summer.

Age Groups	Born between	Cap colour
Under 6	1 Oct 2017- 30 Sep 2018* *children can participate from when they turn 5 years old	
Under 7	1 Oct 2016- 30 Sep 2017	
Under 8	1 Oct 2015- 30 Sep 2016	
Under 9	1 Oct 2014 - 30 Sep 2015	
Under 10	1 Oct 2013 - 30 Sep 2014	
Under 11	1 Oct 2012- 30 Sep 2013	
Under 12	1 Oct 2011 - 30 Sep 2012	
Under 13	1 Oct 2010 -30 Sep 2011	

Key dates 2023/2024

Session	Date	Set up	Pack up	BBQ	Format	Coaching focus	Saturday	Sunday	Notes
1	21 Oct			U13	A	Swim	U8-U13 only		@ Immanuel
2	28 Oct	U8	U11	U9	B1	Jr Boards/ LR	U8-U13 only		
3	4 Nov	U9	U12	U10	A2	Sprint / Iron			
4	11 Nov	U10	U9	U11	B2	Flags / Swim	U6/7 start		U12/U13 Camp
5	18 Nov						Zone Carnival		@North Haven SLSC Under 9 pack trailer
6	25 Nov	U11	U8	U12	B1	Jr Boards / LR			
7	2 Dec	U12	U9	U13	A2	Sprint / Iron			
8	9 Dec	U13	U10	U6	B2	Flags / Swim			
9	16 Dec AM	U8	U11		A1	Wades / Sr boards	Christmas Fun Day	U8- U13 Carnival #2	@Grange – Individ. Events Under 10 pack trailer
10	6 Jan AM	U9	U12	U7	B1	Jr Boards / LR			
11	13 Jan AM						Club visit		@Somerton SLSC
12	20 Jan AM	U11	U8	U9	B2	Flags / Swim		U8- U13 Carnival #3	@ South Port – Individ. Events Under 12 pack trailer
13	27 Jan AM	U12	U9	U10	A1	Wades / Sr Boards			
14	3 Feb	U13	U10	U11	B1	Jr Boards / LR			
15	Fri 9 Feb	U8	U11		A2	Sprint / Iron	Pink & Blue Swim	U8-U13 Carnival #4	U6-U13 Friday session Carnival @ Port Elliot – Teams Under 13 pack trailer
16	17 Feb	U9	U12	U13	B2	Flags / Swim			
17	24 Feb	U10	U13	U12	A1	Wades / Sr Boards		States Day 1 Seacliff	
18	2 Mar	U11	U8	U6	U9 – U13 WB Junior Club Championships (U6-U8 usual programming)				
19	9 Mar	U12	U9	U7	A2	Sprint / Iron			
	16 Mar						State Champs Day 2 Under 6/7 No session	State Champs Day 3	Pasta Night - Wed 13/3 States @ Port Noarlunga Under 11 pack trailer
20	23 Mar	U13	U10	U8	FAMILY FUN DAY, U6/7 DISCO & Presentation				
	6 Apr				JUNIOR PRESENTATION NIGHT				

On the weeks your age group is rostered to **set up, pack up, or run BBQ***, please note the following timing:

- Set up – Families to arrive at 12.45pm (8.15am during holiday morning sessions)
- Pack up – Not complete until all equipment including cans/ buoys/ string is brought in from the water.
- BBQ – 5 parents/ carers present to BBQ trailer at 2.45pm (10.45am during holiday morning sessions)
- **Please note: Under 6 and Under 7 to set up their own area (green flag area)**

* Excl age managers/water safety persons

Work roster

Note: Under 6 and 7 families are not required to set up for the entire nippers cohort, as their session times are limited to 2pm-3pm. Please support your Age Group Managers to set up your session as directed. Under 6 and 7 families are required to assist with BBQ duty across the season.

Across the season, our Under 8 to Under 13 age groups are rostered on to undertake 4 key functions:

- Set up (3 times per season)
- Pack up (3 times per season)
- BBQ (2-3 times per season) - If every family group commits to one BBQ session across the year, this becomes a manageable workload.
- Packing the board trailer for carnivals

The roster is available NOW on the previous page. Please plug these dates in to your diary. Your Parent Liaison will also add these to Spond.

We understand that some families may only have one parent or carer who comes to each session, and may also have siblings to look after. We ask you to please communicate amongst your group, and work out which BBQ session you can support, whether that's by sharing the caring load on the beach with another parent, or asking a grandparent or friend to support the one session a year you are required to support a BBQ duty.

Our Parent Liaisons do a fantastic job of sharing the dates on Spond, but PLEASE share the load and put your hand up to support where and when you can.

Unfortunately if we do not have enough people volunteer to run the BBQ then the rostered age group will not run on that day, so we can direct the resources to running the BBQ session.

Prior to set up commencing – designated person

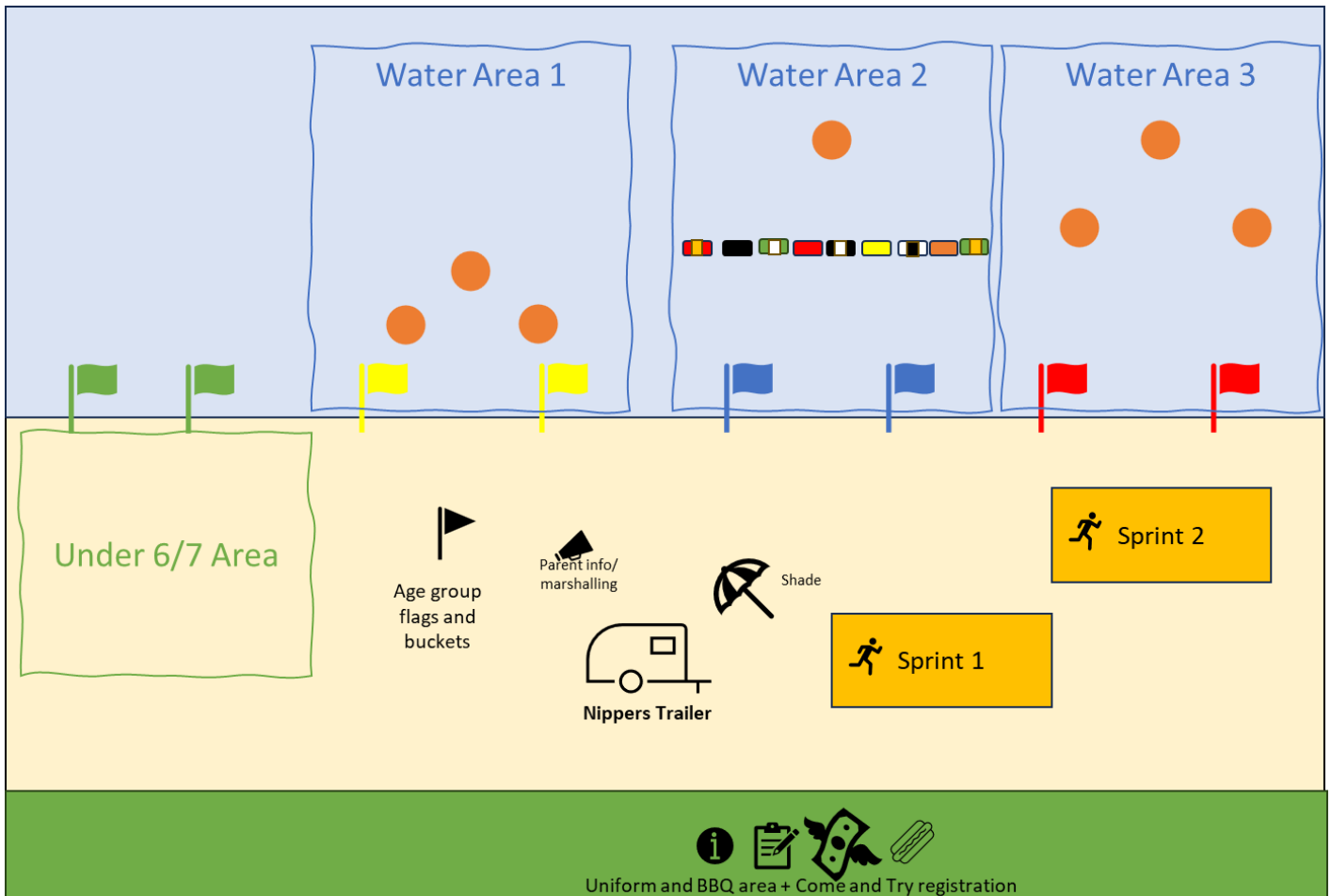
- One hour before the session starts – 2 people collect nippers trailer using Club Ute and deliver to beach area. Only members who have provided their driver's license to Director of Facilities can access and drive the Club Ute on the beach. Where age groups do not have a suitable person to do this, the Nippers Leadership team will assume responsibility for this activity.

Set up – all parents in the rostered age group – 3 times per year.

- Arrive at the beach 45 minutes before the scheduled start of the session
- 2 parents report to the Uniform/ BBQ area to assist with setting up and running the uniform desk.
- Remainder parents:
 - Near the nippers trailer on the beach, set up the age group flags, and corresponding buckets. These need to be spread at least 5m apart.
 - Set up the water and beach areas in accordance with the weekly schedule.
 - Cans/ buoys/ string line should be placed along the shore, and a helper assists our IRB crew
 - Set up the area flags for each water area
 - Set up the 2 x 3x3m shade tents

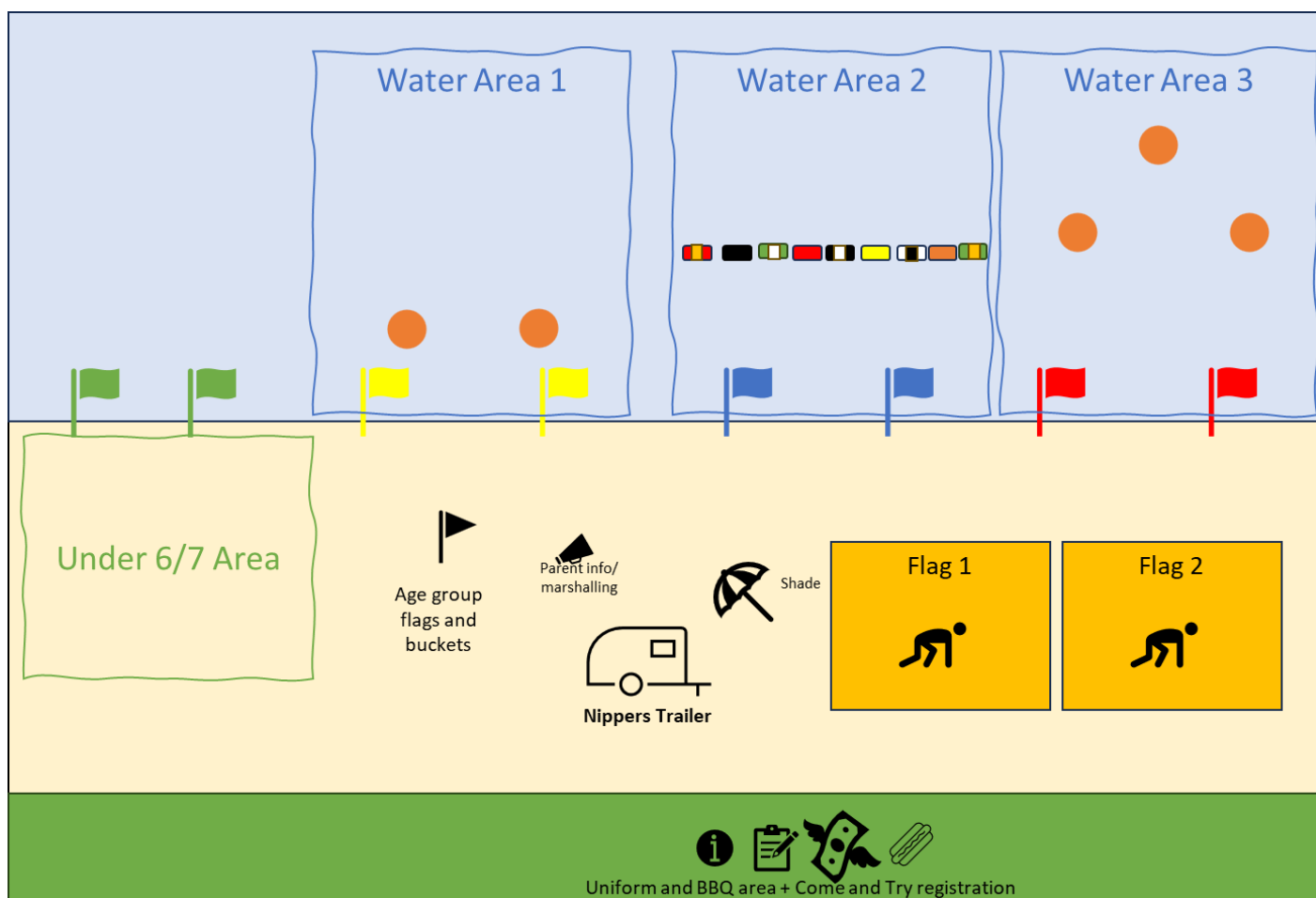
Format A

	U6/7 Area	Water Area 1	Water Area 2	Water Area 3	Sprint 1	Sprint 2
Set up	U6/U7 parents only – follow age group manager direction	Small Apex	String w Apex	Larger Apex	90m sprint track	90m sprint track



Format B

	U6/7 Area	Water Area 1	Water Area 2	Water Area 3	Flags 1	Flags2	Long Run
Set up	U6/U7 parents only – follow age group manager direction	Small cans	String	Apex			Set up the Long Distance run flag, 400m from the start line



Pack up- all parents in the rostered age group – 3 times per year.

- Put all of the equipment back on to the trailer. This includes the buckets, flags, sprint track ropes, flags, shade tents
- Wait on the shore line for the IRB crew to bring back in the Cans/ buoys/ string line
- Check for any lost property
- Help the relevant driver to hitch the trailer on to the Ute
- The job is not complete until the trailer has left the beach

After a session – designated person

- After the session completed – 2 people collect nippers trailer using Club Ute and return to storage area. Only members who have provided their driver's license to Director of Facilities can access and drive the Club Ute on the beach. Where age groups do not have a suitable person to do this, the Nippers Leadership team will assume responsibility for this activity.

BBQ Duty all parents in the rostered age group – 2 or 3 times per year.

- Report to the BBQ trailer at 2.45pm (or 10.45am during summer holidays)
- 5 parents or carers required to run the BBQ
 - 2 to cook sausages
 - 2-3 to set up and then take money, serve drinks and serve food.
- BBQ duty is complete when the BBQ trailer is clean and all of the equipment is packed up

Membership

What your West Beach SLSC Nipper membership gives you:

- 10% discount at Surf Club Café
- Fees covered for carnival entries (usually \$17.50 per carnival, and \$50 for state championships)
- Competition top for carnival
- Saturday nipper day activities (and pool rescue for the older age groups in the off season)
- Fees covered for lifesaving award training (excluding manuals and equipment)
- Use of club nipper boards and equipment
- Christmas celebration day & post carnival celebrations
- Presentation of trophies & participation medals
- Insurance cover for all approved surf lifesaving & club training activities
- Additional training when available
- Opportunity to participate in competitions against other clubs throughout SA.
- Discounted camp fees for Under 12 and Under 13



Skills evaluations

Each year every nipper is required to undertake a preliminary skills evaluation to be able to undertake water activities. Those who wish to compete in water events at carnivals will also need to undertake an additional competition evaluation.

Please be aware that the WBSLSC Nippers program is not a learn to swim program. We strongly encourage your nipper to attend swim lessons. Being confident swimming in a pool contributes immensely to being confident swimming in the ocean.

Full details about evaluations are available on the Surf Life Saving Association (SA) site: <https://www.surflifesavingsa.com.au/nipper-program-resources>

Preliminary evaluation

The preliminary evaluations are in place to ensure that participants are fit and able to meet the requirements of our nipper program. In addition it is a compulsory requirement of SLSA.

The evaluations consist of a floatation, submersion, propulsion and continuous skills to a standard appropriate to their age (see the table below).

Nippers are unable to participate in water activities at the beach unless they have completed their preliminary evaluation. The outcome of this evaluation will determine the level of supervision required for that participant.

Nippers will need their bathers and goggles to participate and can chose to wear a swimming cap.

Age Group	Preliminary			
	Floatation	Submersion	Propulsion	Continuous Skills
Under 6 & 7	Back or front float for min 5 seconds, recover to stand.	Submerge to retrieve object from bottom of water with hands (e.g. dive ring)	Push and glide from wall/ sand, recover to stand. U6 = 1-2m distance U7 = 2-3m distance	Wade through water for 5 metres then float (on back or front) for 5 seconds then recover to stand, submerge to retrieve object from bottom of water with hands, recover to stand.
Under 8	Back or front float for min 5 seconds, recover to stand.	Submerge to retrieve object from bottom of water with hands (e.g. dive ring)	Swim on front (any stroke) for 20m followed by swim underwater for 2-3m	Swim on front through water (any stroke) for 20m, followed by back or front float (5 second) followed by submerge to retrieve object from bottom of water with hands (do not recover to stand in between tasks).
Under 9	Front to back float or back to front float – 5 seconds each side Tread water and/or sculling for min 1 min	Submerge to retrieve object from bottom of water with hands (e.g. dive ring)	Survival stroke(s), breaststroke and/ or sidestroke, and/or back sculling, min 50m	Swim on front through water using combo of breaststroke, sidestroke, freestyle for 50m, followed by tread water and/ or sculling 1 min, followed by submerge to retrieve object form bottom of water with hands (do not recover to stand between tasks)
Under 10	Front to back float or back to front float – 5 seconds each side	Submerge to retrieve object from bottom of water with hands (e.g. dive ring)	Swim on front through water (any stroke) for 25m followed by survival stroke(s) breast stroke,	Swim on front through water using combo of breaststroke, sidestroke, freestyle for 50m, followed by tread water and/ or sculling 1 min, followed by submerge to retrieve object form

	Tread water and/or sculling for min 1 min		and/or side stroke and or back stroke, min 50m	bottom of water with hands (do not recover to stand between tasks)
Under 11	Front to back float or back to front float – 5 seconds each side Tread water and/or sculling for min 2 min	Submerge to perform forward or backward roll/ somersault under water, recover to surface, retrieve object from bottom of water with hands (e.g. dive ring)	Swim on front through water (any stroke) for 50m followed by survival stroke(s) breast stroke, and/or side stroke and or back stroke, min 50m	Swim on front through water using combo of breaststroke, sidestroke, freestyle for 50m, followed by tread water and/ or sculling 2 min, followed by submerge to retrieve object form bottom of water with hands (do not recover to stand between tasks)
Under 12 & 13	Front to back float or back to front float – 5 seconds each side Tread water and/or sculling for min 3 min	Submerge to perform forward or backward roll/ somersault under water, recover to surface, retrieve object from bottom of water with hands (e.g. dive ring)	Swim on front through water (any stroke) for 100m followed by survival stroke(s) breast stroke, and/or side stroke and or back stroke, min 50m	Swim on front through water using combo of breaststroke, sidestroke, freestyle for 100m, followed by tread water and/ or sculling 3 min, followed by submerge to retrieve object form bottom of water with hands (do not recover to stand between tasks)

Competition evaluation

To maintain safety and lifesaving standards, SLSA has set a minimum standard of proficiency that all nippers must achieve before being eligible to compete in carnivals (see table below).

Age group managers will arrange these competency tests at the beach as the swim has to be conducted in open water.

Age Group	Competition Skills
Under 6 & 7	Nil
Under 8	Minimum 150m open water swim (any recognised stroke)
Under 9	Minimum 150m open water swim (any recognised stroke)
Under 10	Minimum 150m open water swim (any recognised stroke)
Under 11	Minimum 250m open water swim (any recognised stroke)
Under 12 & 13	Minimum 250m open water swim (any recognised stroke)

Saturday nipper sessions

Our nipper surf season typically runs from mid-October to March with sessions usually held on a Saturday afternoon. These sessions involve nippers rotating through a range of age and skill appropriate activities and games. The emphasis is on fun activities whilst teaching beach safety.

We understand that families are busy so the program doesn't require 100% participation but your nipper will benefit from regular attendance and will need to meet a minimum competency to compete.

Activities

The actual program and activities always depend on the surf conditions on the day. If the conditions are favourable, more time will be spent in the water than on the beach and vice versa should water conditions be adverse.

Saturday activities will generally include a mixture of.

- beach sprints, relays and beach flags
- wade races and wade relays
- surf swim races and surf swim team races
- board races, rescues and relays
- surf safety education
- games and fun activities with a focus on team spirit, confidence building and social interaction.

As your nipper progresses through the age groups, optional extra training sessions are available.

Season activity schedule

This year we are providing a set schedule, either Format A or Format B, which will rotate weekly. We have taken on board feedback from last season which included:

1. Too many activities each week - reduce complexity of programming by only having two formats (A and B)
2. Surf education not undertaken consistently in 2022/23
3. Desire to increase sport specific skills
4. Create a coaching roster to allow assist with booking coaching – alternate coaching focus each fortnight, across each format
5. Reduce administrative/ scheduling burden each week
6. Relocation back to club and reduction in trailer requirements will allow junior iron training to recommence on Wednesdays if adequate water cover available
7. Need to better plan for resources in advance
8. Exposure to regular swimming and board skills is important
9. Expand junior swim length across the season to assist in transition to club swim post nippers
10. Under 6 and 7 will be two separate groups. They will have access to one specific U6/U7 water area, and one beach area. The U6 and U7 AGM will work together to determine their own program, which meets the surf education requirements.

The schedule formats are below. The Key Dates document identifies which format runs each week

Format A (By age group)

	U6	U7	U8	U9	U10	U11	U12	U13
1.30-2.00			Junior Club Swim					
2.00-2.30	Beach	Water	Boards	Sprint	Surf Ed	Iron	Boards	Sprint
2.30-3.00	Water	Beach	Wade	Boards	Sprint	Boards	Sprint	Surf Ed
3.00-3.30			Surf Eds	Wades	Boards	Sprint	Surf Ed	Iron
3.30-4.00			Sprint	Surf Ed	Wade	Surf Ed	Iron	Boards

Format A (by beach area)

	U6/7 Area	Water Area 1	Water Area 2	Water Area 3	Sprint 1	Sprint 2	Surf Ed 1	Surf Ed 2
Set up	N/A	Small Apex	String w Apex	Larger Apex				
1.30-2.00		Junior Club Swim						
2.00-2.30	U6/7	U8 Boards	U12 Boards	U11 Iron	U9	U13	10	
2.30-3.00	U6/7	U8 Wade	U9 Boards	U11 Boards	U10	U12		U13
3.00-3.30		U10 Boards	U9 Wades	U13 Iron	U11		U8	U12
3.30-4.00		U10 Wade	U13 Boards	U12 Iron	U8		U9	U11

Format B (by age group)

	U6	U7	U8	U9	U10	U11	U12	U13
1.30-2.00			Junior Club Swim					
2.00-2.30	Beach	Water	Long Run	Swim	Long Run	Swim	Boards	Flags
2.30-3.00	Water	Beach	Flags	Boards	Swim	Boards	Flags	Long Run
3.00-3.30			Swim	Flags	Boards	Flags	Long Run	Swim
3.30-4.00			Boards	Long Run	Flags	Long Run	Swim	Boards

Format B (by location)

	U6/7 Area	Water Area 1	Water Area 2	Water Area 3	Flags 1	Flags2	Long Run
Set up		Small cans	String	Apex			
1.30-2.00		Junior Club Swim					
2.00-2.30	U 6/7	U9 Swim	U11 Swim	U12 Boards		U13	U8 U10
2.30-3.00	U 6/7	U9 Boards	U10 Swim	U11 Boards	U8	U12	U13
3.00-3.30		U8 Swim	U13 Swim	U10 Boards	U9	U11	U12
3.30-4.00		U8 Boards	U12 Swim	U13 Boards	U10		U9 U11

Junior Club Swim

The Junior Club Swim is a new feature of the Nippers program in 2023/24. This activity will only be available for nippers who have completed their preliminary evaluation, and have either obtained their competition evaluation, or are preparing for the competition evaluation. Parents should discuss their child's suitability for completing this activity.

This component of the program is not compulsory, but provides an additional opportunity for a swim with water cover provided, and supports our members preparing for carnivals in building up their stamina and exposure to different surf conditions.

The Junior Club swim will start with a warm up from 1.30pm – until 1.35pm led by our Under 13 Age Group, the swim from 1.40pm until 1.55pm, and preparing to commence the rest of the program at 2pm sharp.

Please note that while the nippers are doing the club swim, there will be a parent update provided for ALL parents, including those nippers not participating in the junior club swim. 1.40pm – 1.55pm each week.

Start and finish times

School Term Dates (All dates except 16/12, 6/1, 13/1, 20/1 & 27/1)		
AGE GROUP	START TIME	FINISH TIME
U6 – U7	2pm	3pm
U8-U13 Junior Club Swim	1.30pm	2pm
U8-U13 Regular Session	2pm	4pm
Summer Holiday Dates 16/12, 6/1, 13/1, 20/1 & 27/1		
AGE GROUP	START TIME	FINISH TIME
U6 – U7	10am	11am
U8 – U13 Junior Club Swim	9am	9.30am
U8-U13 Regular Session	9.30am	11.30am

Due to Pink & Blue Swim and Carnival 11/12 February, Nippers will be Friday 09 February, 6pm - 7pm

What to do on the day

For each Saturday session nippers need to:

- Assemble on the beach near the flag that matches their cap coloured at least 10 minutes before the start time.
- Be ready for activities wearing the age group cap and plenty of sunscreen.
- Listen for their age group managers to call a roll so they can be mark off on an attendance sheet

The club offers a sausage sizzle most Saturday afternoons with funds raised going back to the club.

Each week the responsibility for beach set-up/pack-up and the sausage sizzle that will rotate between age groups. Your parent liaison will share that information with you.

Families are encouraged to go back to Beachside Cafe after sessions this year for some food or drink.

What to wear or bring

- Nippers are to wear the correct cap for their age group.
- SLSSA requires that all nippers Under 8 and above must wear a fluoro, hi-viz lycra vest during water activities at all sanctioned Club activities, including Club days, training sessions and competitions.
- Younger nippers are to wear the club high visibility rash vest is compulsory
- Club bathers recommended
- Sunscreen (applied before getting to the beach), hat, towel and water bottle are essential
- Goggles recommended
- Warm clothing for cool days and SunSmart clothing for hot days.

Uniform

Saturday Sessions	Carnivals
<ul style="list-style-type: none">• Sunscreen• Bathers (any kind)• Age group cap (same colour each season)• Broad brimmed hat (compulsory)• Rashie – (recommended)• Long sleeve top• Boards/ Swim – Hi Vis lycra vest – compulsory U8 and above	<ul style="list-style-type: none">• Sunscreen• West beach bathers• West beach competition cap• Broad brimmed hat (compulsory)• Water events – Hi Vis lycra vest• West beach competition top (supplied)

WBSLSC's official competition uniform is a club cap (referred to as a comp cap) with official club bathers.

A hi-viz vest is required to be worn for all aquatic activities.

Club uniforms and apparel can be purchased from our uniform desk. Please check the website and newsletters for trading times.

Note: Whilst the club encourages our members to wear club bathers, as it provides a sense of community and identity, it is not a requirement. Appropriate swimwear must be worn. This includes speedos or jammers for the boys (no board shorts) and one piece or two piece for the girls (no fashion bikinis).

You can find out more about the uniform from <https://www.westbeachslsc.com.au/clothing-uniform>

It can be cool on the beach so ensure you bring suitably warm clothing for when your nipper comes out of the water.

The club provides foam boards for U8-10s and fibreglass boards for U11-13s nippers to use at these sessions. They are shared between nippers and age groups. It can be advantageous for your nipper to have their own, but this is not a requirement. Should you wish to purchase a board for your nipper to use, speak with your AGM for advice before making an investment.

Lost property

Please label your children's belongings with a black permanent marker preferably on a part of your item that can be seen when worn e.g. on their Club cap and hi-viz vest.

There is a lost property container in the nippers trailer.

Parental involvement and support

We are a family club and we need the help of every family to share the workload so that we can continue to maintain a high standard and an enjoyable environment for everyone.

Running a successful club only comes from the ongoing commitment of volunteers and help offered by parents and carers, including:

- Remaining on the beach at all times during Saturday activities and mid-week training sessions if your nipper takes part in these. Your child remains your responsibility. Medication, trips to the toilet and the individual general welfare of each child on West Beach is the responsibility of the parent / guardian. U6 and 7 Nipper parents need to be with the age group at all times.
- At all times, abide by the Member Code of Conduct - <https://www.surflifesavingsa.com.au/member-protection> (Member Protection Policy 6.05)
- It is club policy that at least one parent registers as a member. You are then able to assist with beach and water based activities, such as:

Officiating

We need volunteers to helping with the running of the carnivals either by judging, marshalling competitors, presenting medals, recording results or starting races.

You will need to complete a Core Official course. An online course accessible through your members portal, plus practical component at carnivals. Contact our Competition Manager if you would like to do this course.

Water safety

Water safety personnel mainly spend their time monitoring nippers in the water/shoreline on nipper days and/or carnivals either on rescue boards or swimming with tubes/fins.

Water safety personnel aim to:

- Minimise nippers losing their craft
- Minimise nippers bumping into each other
- Ensuring the nippers ability can handle the conditions
- Encourage and guide members in the water
- Attend to any incidents if needed

West Beach SLSC maintains a dedicated beach and IRB (inflatable rescue boat) patrol during Saturday club days to monitor safety for all age groups.

These volunteers are all Bronze Medallion qualified or hold a Surf Rescue Certificate and are focused on assisting the AGM's in providing a safe environment for all participants. On Club days parents who are suitably qualified are required to provide assistance in the water activities. Please ensure you make the AGM aware that you are available to assist. **Without the presence of water safety, the Club will not provide aquatic activities for the children.**

You will need to have either a current Nipper Rescue Certificate (NRC), Surf Rescue Certificate or Bronze Medallion to provide water safety. These awards need to be requalified at the Club Proficiency each year.

The Nipper Rescue Certificate (NRC) is a great introductory few hour course designed for parents or older siblings who would like to provide water safety for West Beach SLSC nippers!

Beach crew

All parents and caregivers are required to assist with non water activities, excluding parents helping 'off-beach' (i.e. uniform shop/Rego desk); age managers/water safety persons. A roster for the season has been developed. Your Parent Liaison will remind you when you are scheduled to help. Scheduled assistance includes:

Set up duty	All families from rostered age group are expected to help* 12.45pm - 1.30pm (8.45am-9.30am for summer holidays) Meet at the trailer on the beach for allocation of set up jobs
Pack up duty	All families from rostered age group are expected to help* 3.45pm - 4.15pm (11.45am-12.15pm for Format B) Meet at the tent on the beach at 3.45pm for allocation of pack up jobs
BBQ duty	When your child's Age Group is rostered for BBQ duty, 4 x adults are required to assist 2.45pm - 4.30pm (10.45am-12.30pm for For-mat B) Meet the BBQ coordinator at the BBQ trailer on the grass adjacent to the clubrooms at 2.45pm Parent Liaison Officer will roster families from the age group**

Other roles

We are always looking for parents to help with a variety of tasks, such as various committees, social coordinators and equipment and maintenance.

Communication

The Club uses a variety of tools to communicate with its members.

Spond – this App is our official portal for communicating with members. Please download the App on to your smart phone. Your Age Group Parent Liaison will add you to your Age Group on the App.



Email – While Spond is the official portal for communicating, there will be times where we may use email. If you don't receive these emails, please update your details through the Surf Life Saving Members Area portal).

Website – Our website provides all information regarding Club news, upcoming events, training, patrol rosters etc. www.westbeachslsc.com.au

Facebook – Join our West Beach Surf Life Saving Members only group to receive up to date photographs and event notifications

Texts – If we need a message to be communicated quickly, we may send out a SMS text, e.g. if a Saturday West Beach SLSC Nipper day is to be cancelled.

Keeping nippers safe

Parent/ carer responsibility

While the club provides water cover and coaching, it is your responsibility as a parent or carer to remain on the beach/surrounds throughout the session and be on hand to assist your child in the event of an incident or injury.

Please reinforce the following with your nipper.

- U6s & U7s One carer must remain on the beach & with their child (i.e. carers must come prepared to go in the water) with the age group AT ALL TIMES
- Under 8 and above: one carer must remain on the beach
- Nippers must stay with their age group manager at all times, unless coaches take over for a specific activity
- If a nipper must leave their group (to go to the toilet etc.), the age group manager must be informed prior to them leaving and they must be accompanied by a parent or guardian
- Nippers are not to enter the water unless authorised by the age group manager
- At the end of the session, nippers are again **checked off** the attendance roll after all equipment and boards have been packed away into the shed.
- Nippers are not to leave the club / surrounds until collected by an adult and checked off the attendance roll. This is important as failure to sign your nipper out may result in the closure of the beach and a search being carried out to find them
- Once your nipper has been checked off the attendance roll, they need to remove their age group caps.
- After your nipper has been checked off the attendance roll and removed their Club caps, they are the responsibility of the parent / guardian even if they re-enter the water.

Water Safety Supervisor

In line with Surf Life Saving requirements, the club has an appointed nippers Water Safety Supervisor. Prior to each nippers session, the WSS conducts a risk assessment and determines the conditions, and associated ratios required to safely support nippers in the water. The water patrol team reports to the Water Safety Supervisor.

Water cover ratios are 1:5 (1 Bronze Medallion/ SRC qualified personnel to 5 nippers). Water patrol must include a minimum of 50% Bronze cover). 1:10 in flat conditions. The Water safety certificate personnel are in addition and can't be counted in ratios, but useful with younger/ less skilled nippers to assist with wade, board and swim activities.

Age group leadership teams

Each age group is led by a team of volunteers who work together both on at trainings to deliver a fun and skill development program for our nippers

All of our leadership team hold relevant clearance checks (e.g. Working with Children), and have undertaken their Age Group Manager qualification through Surf Life Saving.

Age Group Managers (AGM'S)

Each age group is allocated an AGM who is responsible for organising and conducting various activities as per the programs developed by SLSSA. Further details about the role of the Age Group Manager AND the program for each age group are available here:

<https://www.surflifesavingsa.com.au/nipper-program-resources>

The responsibilities of an AGM include:

- encouraging the nippers in their age group to participate, enjoy, co-operate and compete in all activities of the club
- keeping weekly attendance and education records
- instructing the nippers in their age group towards the requirements of the Surf Education Program
- organising nippers at competitions, which includes recording attendance, assisting in team selections and marshalling the nippers for their allocated events
- instructing nippers of the correct techniques for events the children participate in
- Keep the children and parents informed of the requirements of the age group and of Club information
- Ensure the children in the age group are aware of and encourage sun protection.

Age Group Manager Assistants (AGMA)

The AGMA works with the AGM to run nipper programs and their responsibilities include;

- attending nipper trainings and events
- taking direction from the AGM
- assisting the AGM with instructing the group
- being a positive role model
- being aware of their own and the group's safety and wellbeing
- working as part of a team
- assisting the AGM if required to plan sessions
- encouraging enjoyment and fun.

Parent Liaison Officers (PLO)

The Parent Liaison officer is your first port of call with any questions. It is important that our Age Group Manager and Assistant Age Group Managers can concentrate on ensuring the safety of the children in their care. In addition to running the Saturday session, the AGM has to undertake administration activities to ensure that proficiencies and education training sessions are recorded for each child.

To help our AGM and Assistant AGM keep our nippers safe, please seek out your Parent Liaison with any questions. Other activities the Parent Liaison undertakes:

- Greeting new families in the group
- Ensuring members have access to the Spond app
- Updating Spond app with relevant information
- Assisting with roll call at beginning of session
- Booking the Age Group Dinner

Can you help?

There's always room for more volunteers!

Please consider putting your hand forward to assist with these important functions. Note that there is an online and practical course to complete to become an AGM.

Please contact the Board Director, Junior and Youth Development for more details.

Nippers Surf Education Program

An important part of our Saturday nipper program is the delivery of an education program, comprised of four key learning areas.

Surf awareness: Not only are surf skills required in conquering conditions, but a knowledge of where the dangers are and how to read the surf are essential ingredients in keeping safe at the beach.

Individual safety: with a focus on recognising the potential risks faced when visiting the beach, and in life in general.

Lifesaving skills: where nippers are introduced to the role we hope they undertake as they grow and develop into future lifesavers.

Surf sports skills: nippers learn a variety of skills to help them develop confidence, competence and capability in surf lifesaving's various surf sport events, such as swimming, board racing and beach flags, to name a few.

The majority of surf education will be provided on the beach, not in a classroom or formal environment (except the Surf Rescue Certificate/Resuscitation course for the older age groups). The best way to teach surf safety is through physical demonstrations, drills/exercises and visual aids (such as spotting a rip).

The Junior Development program is delivered through three stages:

- Stage 1: Under 6, Under 7, Under 8
- Stage 2: Under 9, Under 10, Under 11
- Stage 3: Under 12 & Under 13

Details of each of the programs are available via the SLSSA website <https://www.surflifesavingsa.com.au/nipper-program-resources>

Coaching

This season we are trialing a coaching roster to ensure that nippers receive surf sports training to support them at carnivals. In line with our schedule, the proposed coaching dates are below. If you can assist with coaching, please reach out to the Juniors & Youth Director, Sarah Kemp.

Discipline	Area of focus (ideas, open to others!)	Dates
Swim	Start, picking a line, managing traffic in the water	11 November 9 December 20 January 17 February
Junior Boards	Start, picking a line, Paddle technique, bunny hopping, board carrying	28 October 25 November 6 January 03 February
Long run	Start technique, arm motion, managing energy in the long run	28 October 25 November 6 January 03 February
Sprint	Starting Technique, Arm motion, Baton handover, Times,	4 November 2 December 13 January FRIDAY 9 February 9 March
Flags	Position, Run-off, Tactics, Getting Up	11 November 9 December 20 January 17 February
Wades	zig zag, managing traffic, starts, finish	18 November 16 December 27 January 24 February
Senior Boards	Start, picking a line, Paddle technique, bunny hopping, board carrying & surf rescue	18 November 16 December 27 January 24 February
Iron	Course management,	4 November 2 December 13 January FRIDAY 9 February 9 March

The WBSLSC nippers program includes access to additional training. A schedule of expected training is below. Please note that this may be updated across the season.

	Monday	Tuesday	Wednesday	Thursday	Friday	Saturday	Sunday
Afternoon	Boards		Sprint Iron				
Evening		Nippers Swimming	Nippers Swimming		Nippers Swimming		

Parents/ carers are expected to attend training sessions. Training sessions offered include:

Board training

Additional training is available on a Monday night at West Beach. The sessions are available to all U9s to U13s who have achieved their **preliminary evaluation**. Be aware that the conditions of the day will also influence who is able to participate.

Parents are expected to bring their nipper to the coaches and they or nominated adult are to remain on the beach during water activities for safety reasons or their nipper will be unable to participate. Parents and nippers are also expected to wash the boards after and help pack the trailer.

Swimming training

Additional swimming training is held at Immanuel College iSwim, with discounted sessions for West Beach Nippers members.

Rescue & Resuscitation (R&R) Training

R&R is one of the traditional surf club events and is based on the simulated rescue and resuscitation of a patient. It combines resuscitation skills, marching and drill, with teams judged against set criteria. It is open to the U10 - U13 age groups.

R and R Training will be held on Saturdays between 12.30 and 1.30pm

March Past

Another traditional surf club event, March Past involves a team of 12 nippers marching in formation around a set course in time with music. The team includes members carrying a reel, wearing a belt and carrying the West Beach Club flag. Training involves marching to improve individual and team technique and learning the various commands and movements associated with the event.

Keep an eye out on Spond for when training sessions will be held.

Running Training

Regular running training assists members with overall fitness, as well as beach competition events.

Keep an eye out on Spond for when training sessions will be held.

Champion Lifesaving

For seniors and Under 13s only. This event provides an individual the competitive opportunity to demonstrate the physical and mental skills required to be a surf lifesaver, including a surf lifesaving question paper, resuscitation, surf race, surf board race, beach sprint and a rescue tube race.

Keep an eye out on Spond for when training sessions will be held.

Competition and carnivals

The nipper surf sports program offers a wide range of competition events for under 8's and up culminating in a state championship competition each year. Details regarding surf sports disciplines is available on the SLS SA website here <https://www.surflifesavingsa.com.au/surf-sports-disiplines>

Should you have questions about the Surf Sports program, you can link in with your parent liaison manager, or our Director of Surf Sports surfsports@westbeachslsc.com.au

Competition is designed to provide an environment to enhance the lifesaving skills used for patrols.

We recognize that not all nippers want to be involved in competition and there are pathways the club provides in lifesaving and other activities.

West Beach SLSC runs a program that encourages every member to achieve their own competition goals. Our coaching programs are designed to support nippers in all aspects of competition by practicing the skills they learn in groups at Saturday trainings suitable to their ability.

There are a range of carnivals that members can enter throughout the year and your AGM and Parent Liaison (PL) will communicate with your age group regarding nominations.

The SLSSA competition calendar is available via TeamUp – accessible via this link or by downloading the TeamUp app <https://teamup.com/kshnqhm3iktcekeohg>

Who can compete?

U8-U13s who have completed their competition evaluation. **In order to compete at state championships, a nipper must have completed their Surf Education Award.**

<https://www.surflifesavingsa.com.au/nipper-program-resources>

Competitors need to wear the WBSLSC nipper high viz vest, club bathers and their club cap (comp cap which is pale blue with dark blue stripes)

What to bring?

- Uniform (Club bathers, Club Comp Top (supplied), Club comp cap, broad brim hat, Hi-Vis vest)
- Plenty of sunscreen – reapply during the day
- Towel
- Goggles
- Thongs/ beach shoes
- West Beach tents are provided for use by our members and families
- You are more than welcome to bring your own umbrella/tent/chair and sit nearby
- You will require plenty of water and good nutritional food to last the day
- Your board and surf wax if you own your own board

Team Selection Process

Under 8 to Under 13 Junior members are welcome and encouraged to compete in individual and team events at surf life saving carnivals. The Nippers program aims to provide young individuals with valuable surf lifesaving skills, ocean awareness, and physical fitness while promoting inclusivity, fair competition, and personal growth.

Objectives

The primary objectives of the Nippers team selection process are as follows:

- a) **Inclusivity:** The selection process will ensure that all interested and qualified participants have the opportunity to participate, regardless of their background, skill level, or previous experience.
- b) **Fairness:** The selection process will be conducted in a transparent and equitable manner, without bias or favouritism.
- c) **Skill Development:** The selection process will aim to foster the development of a range of skills, including swimming, running, paddling, and surf awareness.
- d) **Safety:** Participants selected for the Nippers team should possess the necessary swimming skills for the relevant conditions and ocean awareness to ensure their safety during training and activities.

Eligibility

All individuals who meet the following criteria are eligible to participate in the Nippers team selection process:

- a) **Age:** Participants must be within the specified age range determined by Surf Life Saving SA. Participants with a recognised disability may be eligible to apply compete in an alternate age group. The request must be submitted by the Junior Coordinator to Surf Life Saving SA at least 2 weeks prior to the event.
- b) **Membership:** Participants must be registered financial members of the West Beach Surf Life Saving Club.
- c) **Skills:** Participants must have completed the competition skills assessment and surf education relevant to their age group before the relevant event entry date.
- d) Any other criteria set by Surf Life Saving SA
- e) The Age Group Manager, Carnival Team Manager and Director of Junior and Youth Development may refuse entry in an event to a competitor for individual or team events if there are concerns about their ability to safely participate in that event at a carnival.

Selection Process

- a) Parents/ guardians must notify their Age Group Manager which events their child would like to participate in by the requested due date
- b) The relevant Age Group Manager, in consultation with sport specific coaches, will submit team selections and rationale to the Director of Junior and Youth Development by the requested date.
- c) The focus of team selection for local carnivals will be team member participation.
- d) The focus of team selection for state championship events will be based on ability and performances at training, carnivals and club championships. Performance and skills in specific surf conditions will also be taken into account.
- e) Due to the complexities of the Board Rescue event, teams are selected on their ability together. Board Rescue competitors are encouraged to train and compete in their potential teams from early in the season to develop combinations.
- f) Substitutions in teams may be made on the day of the carnival by coaches and the Team

Manager in consultation with the relevant Age Managers. Any changes must be made in accordance with SLSA rules and will be communicated to the Team Manager and nippers at the earliest opportunity.

- g) Participants will be notified of their team allocations through the LiveHeats app prior to the event. Surf Life Saving SA is responsible for the release of this information.

Appeals Process

- a) It is inappropriate for parents to approach Age Managers or other competitors with complaints about team selection or negative comments about any competitor's performance. **Such behaviour will not be tolerated by West Beach SLSC. Member conduct must be inline with club policies at all times.**
- b) Participants or their parents/guardians who believe that the selection process was conducted unfairly or incorrectly can submit an appeal in writing to the Director of Juniors and Youth Development within 24 hours of the teams being announced.
- c) The appeal will be reviewed by the Director of Surf Sports and Club Secretary, who will provide a determination.
- d) Appeals re team selection will only be accepted for State Carnivals.

Review and Updates

This process will be reviewed annually to ensure its effectiveness and relevance. Changes and updates will be made as necessary, with input from coaches, participants, parents/guardians, and relevant stakeholders.

Pre state title dinner

In the week leading up to state titles, competing nippers are invited to a midweek dinner.

At this session nippers will find out information about the competition, and hear from guest speakers.

Junior Club Championships

About the event

West Beach SLSC Junior Club Championships are an annual internal individual competition day, held at West Beach for age groups Under 9 to Under 13.

Event disciplines

Under 9 and Under 10	Under 11 - Under 13
<ul style="list-style-type: none">• Theory paper (10 questions)• Flags• Sprint• Long distance run• Surf (swim) race• Board race• Wades	<ul style="list-style-type: none">• Theory (10 questions)• Flags• Sprint• Long distance run• Surf (swim) race• Board Race• Iron

Event scoring

- Scores are calculated for the male and female club champion in each age group.
- One point is awarded for each correct answer in the theory paper component.
- For all other events: points are allocated according to number of competitors, and place. If there are 10 competitors, 1st Place gets 10 points, 2nd place gets 9 points, 3rd place gets 8 points, etc.
- If some competitors do not participate in certain disciplines, the point score will still be according to the overall number of competitors in the age group, not the particular discipline. For example, if there are 10 males in an age group, but only 7 compete in the board race, 1st place in the board race will receive 10 points.
- In the event of a tie for Club Champion, placing will be determined based on the results of the theory paper. The highest scoring theory paper will receive the higher place. In the event of a tie after the theory paper, placings will be awarded as a tie.

End of Season Awards

End of season Nippers awards are given to recognise and celebrate the outstanding achievements of our junior members.

Awards are selected by Age Group Managers, and submitted to the Director of Junior and Youth Development. All recommendations will be provided to the Board of the West Beach Surf Life Saving Club for ratification.

Under 6, Under 7 & Under 8

Award Title	Criteria
Surf Education Certificate	Successful completion of the relevant Surf Education program (see Surf Life Saving SA website for details)
Participation award	Participation in nippers sessions

Under 9, Under 10, Under 11, Under 12 & Under 13

Award Title	Criteria
Surf Education Certificate	Successful completion of the relevant Surf Education program (see Surf Life Saving SA website for details)
State Championship Participation	Competitor in the West Beach Surf Life Saving Club Junior State Championship Team
Most improved	Improved throughout the season Attitude has remained positive throughout the season Continually has the effort and desire to improve
Team spirit	Demonstrates respect, friendship, supports team members, upholds the values of the Club
Surf Sports (One male and one female)	Achieved outstanding results in surf sports competitions Embodies the values and sporting behaviour expected of West Beach SLSC members.
Club Champion Male and female 1 st to 3 rd	Awarded on points gained at Junior Club Championship event

Nipper of the Year Selection

The Nipper of the Year Award is presented to an outstanding Nipper member (U13), as nominated by their club in recognition of their achievement in all areas of Surf Life Saving, including actively participating in the Surf Life Saving community and for being excellent role models. The Nipper of the Year award recipient should serve as a role model for all participants, embodying the spirit of surf lifesaving and contributing positively to the growth and reputation of the Nippers program and the wider surf lifesaving community.

Eligibility

Surf Life Saving SA criteria:

- Must be a current registered Junior Activities member in good standing with the club
- Must be from the Under 6 to Under 13 age groups (2022-23 season)
- Must hold the relevant Junior Preliminary evaluation and Surf Education award for their current age group
- Must be a member of good standing in the Club

Selection Process

- a) The Under 13 Age Group Manager/s will consider the following criteria in selecting 1 x male and 1 x female Nipper of the Year:

Commitment and Attendance	<ul style="list-style-type: none"> • Regularly attends Nippers training sessions, activities, and events. • Demonstrates a consistent and reliable commitment to the program throughout the season.
Skill Development	<ul style="list-style-type: none"> • Shows significant improvement in swimming, paddling, running, and other relevant skills over the course of the season. • Actively engages in skill development opportunities and training provided by the club.
Positive Attitude	<ul style="list-style-type: none"> • Displays a positive and enthusiastic attitude toward learning and participating in Nippers activities. • Encourages and motivates teammates to perform their best and maintain a positive outlook.
Sportsmanship	<ul style="list-style-type: none"> • Demonstrates excellent sportsmanship, both in victory and defeat. • Respects coaches, teammates, competitors, and officials at all times.
Leadership and Teamwork	<ul style="list-style-type: none"> • Exhibits leadership qualities by helping and guiding teammates, fostering a sense of camaraderie, and leading by example. • Collaborates effectively within the team, showing respect for diversity and inclusivity.
Ocean Awareness and Safety	<ul style="list-style-type: none"> • Displays a strong understanding of ocean conditions, hazards, and safety protocols. • Acts responsibly and safely during beach and ocean activities, setting an example for others.
Contribution to the Community	<ul style="list-style-type: none"> • Engages in community service activities and initiatives organized by the club.

	<ul style="list-style-type: none"> • Represents the Nippers program and the surf lifesaving community positively in public events and activities.
Personal Growth and Character	<ul style="list-style-type: none"> • Demonstrates personal growth, self-discipline, and a willingness to learn from challenges. • Upholds the values of integrity, respect, and responsibility in all interactions.
Recommendations and Feedback	<ul style="list-style-type: none"> • Receives positive feedback and recommendations from coaches, fellow participants, parents, and other stakeholders. • Demonstrates a receptive attitude toward constructive feedback and implements suggestions for improvement.

- b) The Under 13 Age Group Manager/s will individually submit their nomination for 1 x male Nipper of the Year, and 1 x female Nipper of the year to the Club Secretary via email by February 1st of the relevant season.
- c) The Director of Junior and Youth Development will seek feedback from sport specific coaches on the Under 13 team members utilising the relevant above criteria and provide this to the Club Secretary.
- d) At the February Board meeting, the Board of the West Beach Surf Life Saving Club will vote on the Nipper of the Year award.
- e) Following the decision by the Board, the Director Junior and Youth Development will, in accordance with the relevant SLSSA circular submit club nominations for 1 x Male Nipper of the Year & 1 x Female Nipper of the Year to SLSSA.
- f) The male and female West Beach Surf Life Saving Club Nipper of the Year award will be presented at the SLSSA Junior State Championships.

Club Equipment

Equipment is a significant expense for our club and all nippers and parents and guardians are asked to assist in keeping it in good condition.

Our club has a range of foam and fiberglass nipper boards that can be used for both training and competitions. These boards are shared amongst nippers and age groups at each session

All nippers are responsible for ensuring the equipment is washed down, free of sand and returned to the trailer or club.

AGM's are solely responsible for allocating equipment on training days

- Nippers are responsible for reporting any damage to the equipment to their AGM or coach
- Only WBSLC nippers are permitted to use club equipment
- Equipment is only to be used during club designated activities
- Equipment is not to be removed from the shed under any circumstances without prior permission from your AGM



About nipper boards

The club provides foam boards for U8-10s and fibreglass boards for U11-13s nippers to use at these sessions.

There are a range of boards from various manufacturers that come in different sizes and will usually be foam or fibreglass construction and suited for different weighted nippers.

If you wish to purchase a board for your nipper, here are links to websites that may assist you in choosing the right craft for your child.

- Kracka: <http://www.krackasurfcraft.com.au/Our-Boards/Junior-Nipper>
- Bennett Boards: <http://bennettsurfboards.com/product-category/surf-life-saving/nipper-boards/>
- JM & Dolphin boards: <https://watermanstore.com.au/collections/foamies>
- Infront <https://infrontsurfcraft.com.au/>

Secondhand boards can also often be purchased from gumtree, Facebook marketplace or at carnivals towards the end of each season.

Member safety

The following documents are related to nipper water safety

- SLSA Water Safety Policy - [policy 1.01](#) and [procedure](#)
- [Risk Assessment Form](#) (for completion prior to any training/water activities)
- Nipper Water Safety Certificate - [GUIDE](#)

In addition, the member protection information is here: <https://www.surflifesavingsa.com.au/member-protection>

Our club endeavors to provide the safest environment possible for all members participating in club activities. This is done through complying with SLSA Water Safety Policies, providing high quality water safety services and having Club contingency plans in place.

Several measures have been established to ensure minimum risk.

The Water Safety Coordinator or Nipper Coach will complete a risk assessment before each activity commences which will also be monitored throughout the activities by the Age Group Managers.

This includes:

- **Identify hazards** - rips, shallow bank, dumping waves, debris/seaweed
- **Assess the risk** - is the surf too dangerous?
- **Determine measures** - will certain children/groups stay out of the water?
- **Review, apply and monitor** - have the conditions become worse?
- **Water Safety** - that minimum Water Safety personnel ratios are met and adhered to. See *below also*.

It is important to respect the decision of the Age Group Manager or coach if they have limited Nippers time or distance in the water

Safeguarding children

West beach Surf Life Saving (SLS) as part of Surf Lifesaving SA (SLS) is committed to ensuring the safety and wellbeing of all Children & Young People (CYP) who are involved in SLS. Our policies and procedures seek to address risks to child safety and to establish child safe culture and practices in line with the National Principles for Child Safe Organizations.

If you have any concerns or issues, please contact the club Child Safe Officers in the first instance. The West Beach SLSC website provides more details on this <https://www.westbeachslsc.com.au/safeguarding-children>

We are bound by Surf Life Saving (SA) child protection policies

- [SLSA Child Safe Policy 6.04](#) and [SA Addendum](#)
- [SLSA Child Safe Commitment 6.04A](#)
- [Child Safe Guideline](#)
- [Child Safe Code of Conduct](#)

If you have concerns about a child's safety and the matter is urgent or the safety, health or welfare of

a child or victim is at risk please call the Police emergency number 000.

We do ask that all parents complete the online SLS – Child Safe Awareness course. It's free, and takes around 15 minutes to complete. It is available via the Surf Life Saving Members Portal in the eLearning library.

https://members.sls.com.au/SLSA_Online/modules/awards/elearning.php

Safety signals – Nippers


West Beach SLSC Nippers can give this “thumbs up” signal to Water Safety personnel to tell them they are OK after an incident or while completing a course/task.




Surf Life Saving Australia Hand Signals

The below signals are used in the West Beach SLSC nippers program. If you have any concerns over the safety of your child, please see our Water Safety Coordinator.


Signals




Beach to water signals




1. Attract attention




2. Pick up swimmers




3. Proceed further out to sea




4. Go the right or to the left




5. Remain stationary



6. Message understood, all clear




7. Pick up or adjust buoys




8. Return to shore


Water to beach signals




9. Assistance required




10. Shore signal received and understood




11. Emergency evacuation alarm



12. Submerged victim missing



13. All clear/ok



14. Powercraft wishes to return to shore

To view more SLS training resources, refer to the SLS Members Area Document Library, June 2019.

Incident response

In the event of an incident such as a missing person or emergency, there is a response that has been devised that all members should be aware of.

On Saturday nipper days, in an emergency, the Water Safety Coordinator or Patrol Captain will advise our tower to raise the alarm by sounding the siren. This is the signal for all nippers and water safety to return to shore and assemble for roll call at their age group flag.

Parents are advised to allow the Age Group Managers to complete roll calls before listening for further instructions.

Water Safety members are to head to the designated area and await instruction from the Water Safety Coordinator who will instigate the appropriate plan.

Continuous improvement

West Beach SLSC undertakes ongoing quality control and evaluations of all its operations to ensure standards are appropriate to the expectations of members and the community. The nipper program is constantly changing and evolving to meet the needs of the members it serves. Having a continuous improvement process means that everybody can contribute to the way the organisation operates.

Members are encouraged to provide feedback to the Director of Junior and Youth Development by email or phone.

Club board and management team

President	Graeme Cunningham	president@westbeachslsc.com.au
Secretary	Julie Goldner	secretary@westbeachslsc.com.au
Treasurer	Jacqui Pugsley	finance@westbeachslsc.com.au
Director of Education / Lifesaving Services	Ellen Newberry	lifesaving@westbeachslsc.com.au
Director of Surf Sports	Jenni Carberry	surfsports@westbeachslsc.com.au
Director of Junior and Youth Development	Sarah Kemp	youth@westbeachslsc.com.au
Director of Commercial	Norm Collins	commercial@westbeachslsc.com.au
Director of Partnerships and Compliance	Christine Newberry	partnerships@westbeachslsc.com.au
Director of Strategy and Risk	Jon Westover	jon@westbeachslsc.com.au
Director of Facilities	Ben Lawrance	facilities@westbeachslsc.com.au

Nippers Support Team

Director Junior and Youth Development	Sarah Kemp youth@westbeachslsc.com.au
Uniform/ BBQ coordinator	Rachel Bell
Water Safety Manager	Anthony Thomas
Set up coordinator	Nigel Gramp
Equipment manager	Evan Higham
Come and Try Admin	Dale Ramsay
Carnival officials coordinator	Ly Galanos
Carnival entries	Briny McArthur

Useful links

- **West Beach Surf Life Saving Club** <https://www.westbeachslsc.com.au/>
- **SLSA** (Surf Life Saving Australia) www.sls.com.au for National circulars, news, education, general member information.
- **SLSSA** (Surf Life Saving South Australia) <https://www.surflifesavingsa.com.au/> for SA circulars (newsletters), carnival information, news, education, and general member information.
- **SLS Members Area** <https://members.sls.com.au/>
- **Bureau of Meteorology** www.bom.com.au for up-to-date weather report
- **Beach Safe** <https://beachsafe.org.au/> includes current information and conditions for every beach in Australia. It shows patrol services, hazards and facilities as well as weather, swell and tide details.

Please Note: Information in this booklet and any information on links herewith may change. Please ensure you check dates and times closer to the events.

